A770-00

SOFT-CLOSE DRAWER SLIDE

Mounting	Side
Side Clearance	12.7mm +0.8/0
Height	46.7mm
Soft-Closing Stroke	10"~14"=20mm, 16"~28"=36mm
Material	Steel
Load Rating	60kg at 22" (550mm)
Size	10" to 28" (250mm to 700mm)
Travel	Full Extension (Sizes 16" to 28")
Disconnect	Butterfly Release
Finish	Electro-Zinc plated with clear, yellow or black chromate

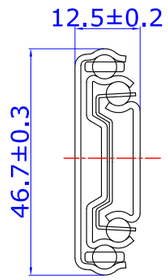

Profile

All Dimensions are in Millimeters (mm)

Slide Dimensions

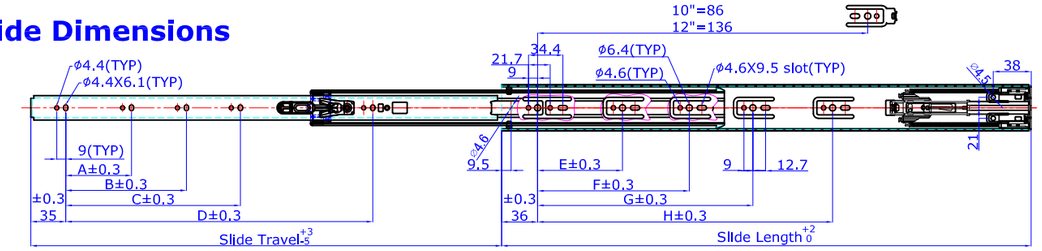

mm

SIZE	Slide Length	Slide Travel	Load Rating/Kg	A	B	C	D	E	F	G	H
10" (250)	250	174	20				124				
12" (300)	300	274	25				174				
14" (350)	350	350	30				224	160			
16" (400)	400	409	35	96			256	176			
18" (450)	450	461	45	128			306	128	224		
20" (500)	500	511	55	96	160		344	128	288		
22" (550)	550	561	60	96	160		394	128	224	320	
24" (600)	600	611	50	128	192		444	128	256	384	
26" (650)	650	661	45	128	224	416	494	128	224	320	416
28" (700)	700	711	45	128	224	480	544	128	224	352	480

To increase the spring tension (more closing force)
Use a slotted screwdriver to push adjustment pads (Δ) rearward as seen in the picture.



To decrease the tension (less closing force)
use a slotted screwdriver to push down on adjustment pads (RESET) and then pull forward as seen in picture.



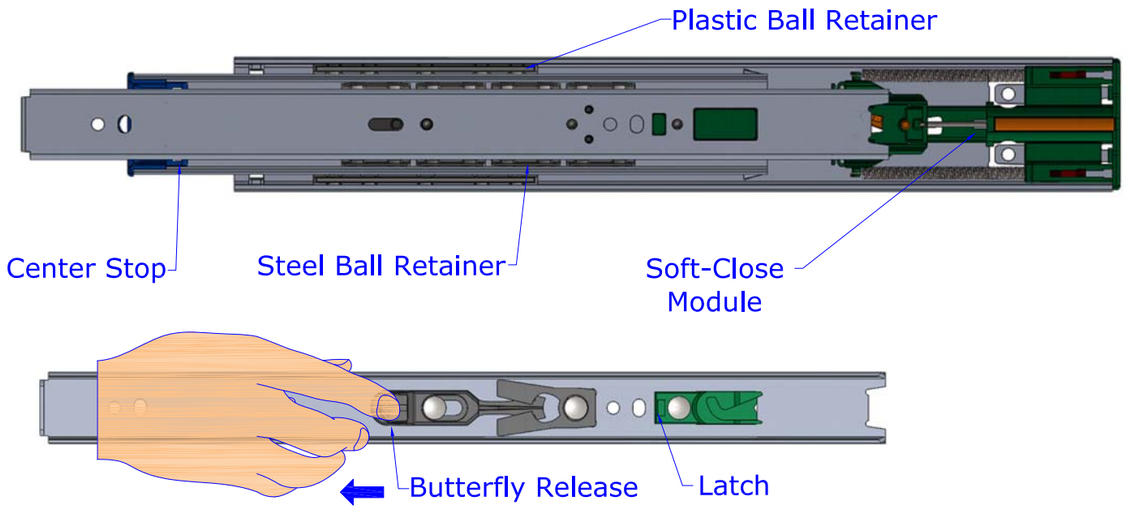

Drawer Slide Mounting Profile

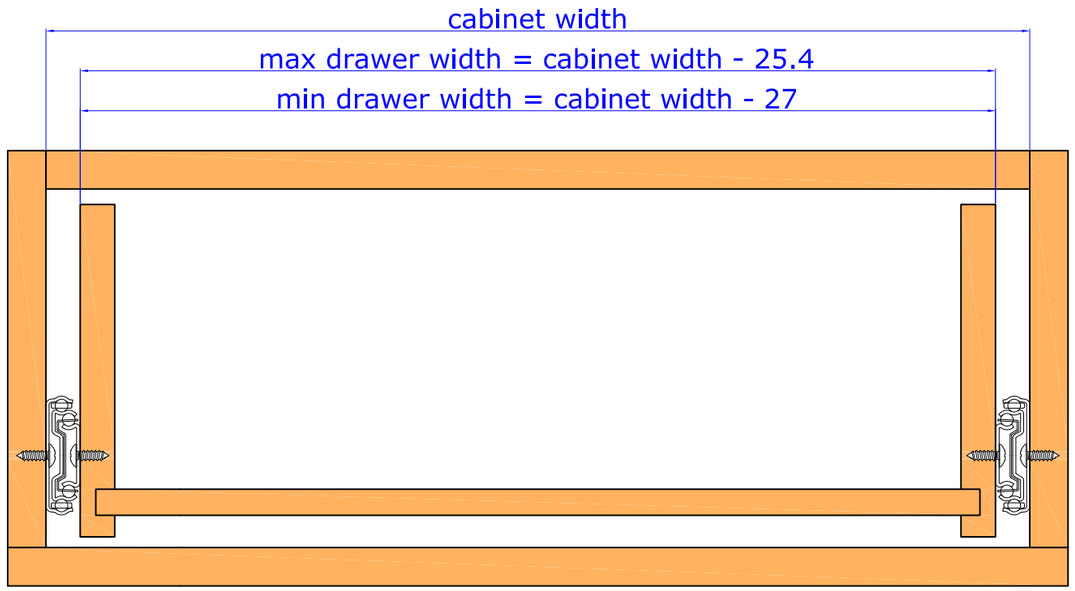

∗ max drawer width = slide length + 200 (mm)

APPLICATIONS:
For use in wood pedestals, dresser, desk, casework, residential and kitchen cabinetry.

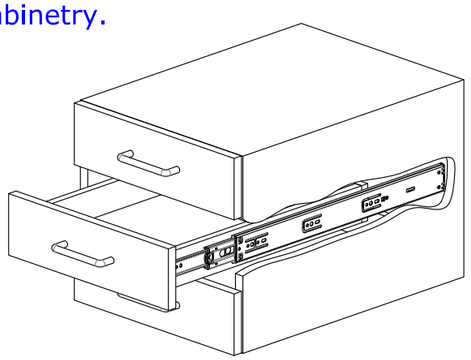

10"~14" 20mm stroke of Soft-Closing
16"~28" 36mm stroke of Soft-Closing

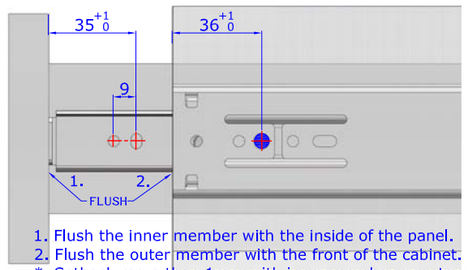

1. Flush the inner member with the inside of the panel.
2. Flush the outer member with the front of the cabinet.

∗ Setback more than 1mm with inner member or outer member may cause damage to the soft close module when closing.